



Medical Admission Guide

Craft impeccable medical personal statement, recommendation letter, cv and resume with EssayEdge recommendations.

Table of content

About Medical school application process	3
The general med school requirements for the USA	4
Different types of Medical School Essays	6
The Structure of Your Medical Personal Statement	9
5 Things You Shouldn't Say/Do in Your Medical Personal Statement	11
Letter of Recommendation for Med School	13
CV/Resume for Med School	17
Increase your MBA Admissions Chances	21

Medicine requires such a serious commitment, few people stumble across the idea of pursuing it late in life. It's very likely that you have always wanted to be a doctor, and that's not a fact that you should hide.

W “Tell us not only why you want to be a doctor but what you have done to test your decision. Have you had some experience? Have you observed doctors?”

University of Michigan Medical School

The general med school requirements for the USA:



High school diploma

If becoming a doctor is truly something that you want to pursue, and you don't have a high school diploma, you'll need to get a GED (High School Equivalency Certificate) to start your journey. To get ready, you might want to consider using test prep materials to help you study for the GED.



Undergraduate degree in the field of Sciences (3-4 years)

The majority of medical schools say that ANY science major is excellent preparation for further studies in medicine. Furthermore, students do best when they choose the major that interests them the most.



Minimum undergraduate GPA of 3.0

Many medical schools require that you have at least a 3.0 minimum GPA to even apply to medical school. However, you probably need at least a 3.5 GPA to be competitive for most (if not all) medical schools. According to the Association of American Medical Colleges, only about 30% of all applicants who have a GPA between 3.4 and 3.6 get accepted into a medical school.



Letters of recommendation

A medical school letter of recommendation is a letter that highlights the academic and professional achievements of a student who is a potential candidate to enroll in a medical school. It is a huge responsibility to become a doctor and the best medical schools would look for the best candidates.



Good TOEFL language scores

Whether TOEFL is required depends on the university you apply to. Some are fine with SAT scores while some insist on TOEFL too, that too with a cutoff. The top ones definitely ask for TOEFL scores.



Personal Statement

A medicine personal statement is a piece of writing used by medical schools to assess whether you'll be a great candidate to study medicine. It's designed to help universities select students who possess the qualities needed to become a doctor – so they'll be looking for things like teamwork skills, great communication, and commitment.



CV/Resume (set by each university individually)

The Medical School CV should demonstrate how you can showcase your abilities in an attractive format. It's important to remember that the secret to creating great CVs as opposed to just good ones is to make them as achievement-based as possible.



Extracurricular activities

Preparing for medical school demands displaying your passion for both medicine and helping others. Good extracurricular activities for medical school are a particularly important part of the application process.

Different types of Medical School Essays

The style – and to some degree content – of your medical school essay will ultimately be based on where you are submitting your application. For most people, this will be through the AMCAS (American Medical College Application Service) system. There are, however, some notable exceptions to this widespread standard, including Osteopathic programs (D.O.), the Texas state medical school system, and a handful of scattered schools that do not participate in centralized application services. While all are similar in that each is looking for insight into your decision to pursue a career as a doctor, tailoring medical school essays to the type of program to which you are applying can make a big difference in how your essay will be received.



With that said, here are some helpful tips on how to approach each of these types of medical school personal statements or application essays.

AMCAS

For an AMCAS medical school essay, stay focused on unique motivating factors from your own life, relevant experience that has contributed to your readiness for med school, and a cohesive vision for your future as a practicing physician. Demonstrate an understanding that best medical practices are a direct result of constantly advancing research and an ability to effectively interact with diverse patients in a broad variety of circumstances. Most of all, express a commitment to a lifetime of learning from both current literature and direct clinical experience.

Osteopathic Programs

Medical school essays for DO programs need to reflect the osteopathic focus on the individual as a holistic being. Express why this approach appeals to you and why you think that (1) you will be a better practitioner because of this and (2) why you feel this approach is necessary for patients to achieve optimal wellbeing. Nevertheless, remember that osteopathy is ultimately a difference in philosophy and has the same basis in science as MD programs. In short, your DO medical school essay should still emphasize evidence-based care but from a holistic perspective.

State of Texas

There is a smaller character limit available for Texas medical school essays. For this reason, it is all the more important to get to the point quickly. While your medical school essay still needs to have a cohesive logical flow from one idea to the next, it is advisable to reduce language flourishes and focus on conveying your main points to the admissions committee succinctly in your Texas state essay.

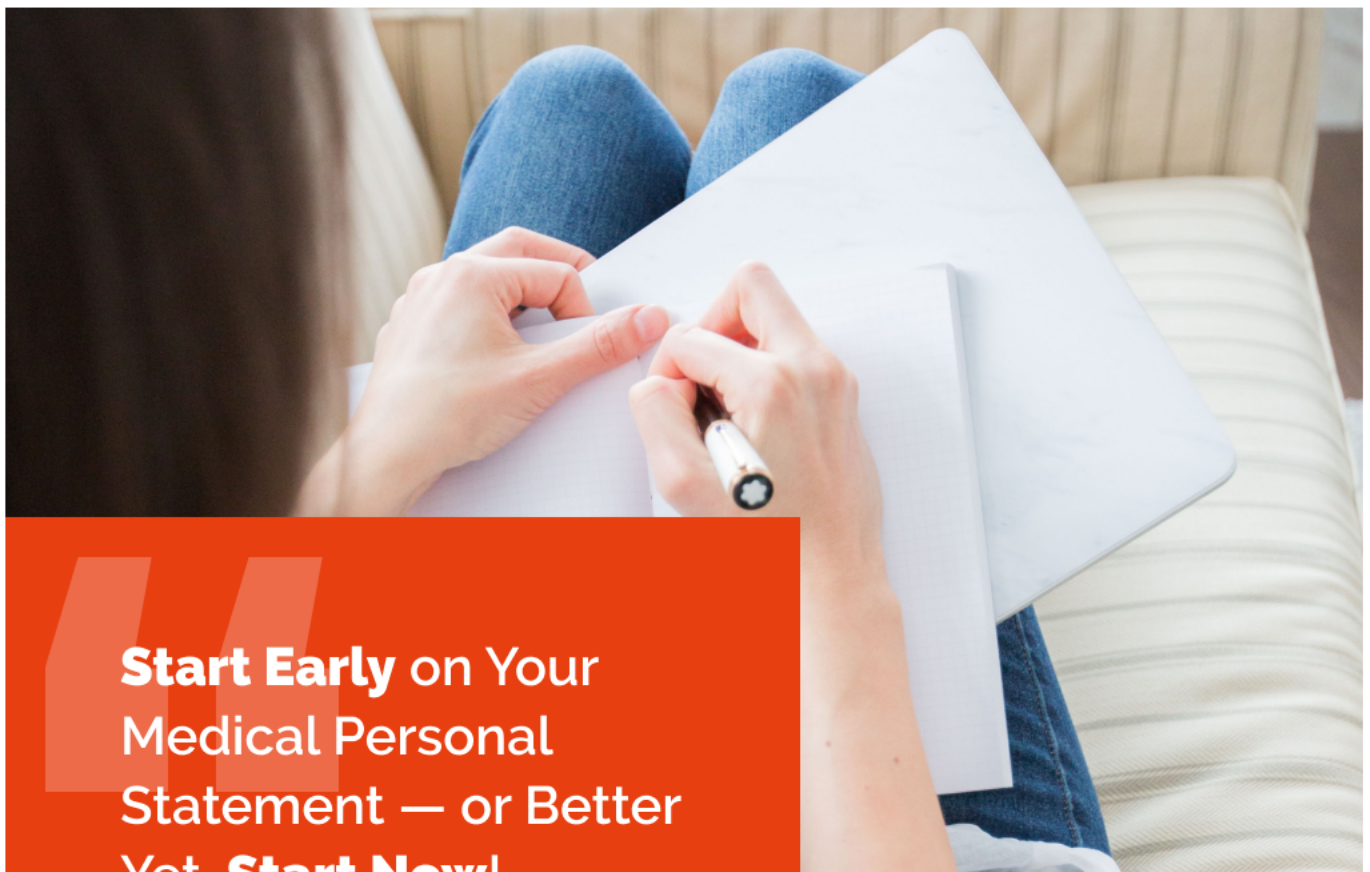


Schools not participating in Centralized Services

By not looking to a centralized service for their pool of applicants, these schools are sending a strong message that they want a medical school essay that is written specifically for their school. No general medical school essays, please. Often this is a good match as the students applying to these schools are looking for a unique medical school experience. Therefore, make strong and direct connections between the program's offerings and your goals as well as specific references to opportunities within the program that you would not have access to elsewhere.

The Structure of Your Medical Personal Statement

The importance of your medical school personal statement cannot be overestimated. In fact, not taking this reality to heart is one of the biggest mistakes that you can make in your application to medical school. Your GMAT scores and your CV will help the admissions committee understand what you are able to accomplish, but it is *only your medical personal statement that can tell them who you are*. Ultimately, human beings – not test scores or lists of achievements – become physicians. Your medical personal statement is a unique and invaluable opportunity to show the admissions committee that a real person is applying to their program.



Start Early on Your
Medical Personal
Statement — or Better
Yet, **Start Now!**

For this reason, it is essential to take the time to craft a great medical school personal statement. Though the process can be difficult, much of the difficulty for those applying to medical school is usually created by procrastination. Writing a medical personal statement that will stand out to admissions committee officers is not complicated, but it does take time. Your time is already fully scheduled, so even taking the time to plan your medical school personal statement can seem overwhelming. Here's a basic timeline that you can use to kick start your process. Give yourself 45 minutes for each step.

- 1 **Write the story** of why you chose to become a physician. This should be very much like a super-short story that is narrative in nature. Don't worry about quality at this point, just tell the story like you would if you were to explain it to another person.
- 2 **Create a paragraph about your academic journey** to becoming a physician. Demonstrate a love for the sciences and their relationship to the function of the human body. Again, let it sleep for a week.
- 3 **Now write 1-2 paragraphs about your experiences** either in the laboratory or shadowing/observing. What did you learn? Explain how you now have a better understanding of the day-to-day work of being a doctor.
- 4 After that, if you have room, **write about an activity outside of medicine** that will give the admissions committee insight into your character.
- 5 Now it's time to tie everything together for the admissions committee. **Tell them how your character strengths, knowledge, and passion for caring have formed a strong foundation for success in medical school.** Let them know the type of environment that you are seeking and what you hope to gain from the program. Finally, end the paragraph with a statement that reflects your vision for your career as a physician.

By creating your medical school personal statement step-by-step, you will take off the pressure, eliminate the excuses, and ensure that you have a high-quality essay that will help you stand apart from the crowd.

5 Things You Shouldn't Say/Do in Your Medical Personal Statement

Writing your medical school application essay can be really challenging. It is hard to know what you should or shouldn't say or do when writing it. Here are 5 big things you definitely don't want to have in your essay if you want to make a great impression on the admissions officer.

1. ***"I have always wanted to be a doctor."***

Even if this is true, saying this in your personal statement can work against you. But what if it is true?

The key stumbling block in the phrase "I have always wanted to be a doctor" is the word "always." What is your first memory of wanting to be a doctor? If it was playing doctor as a six-year-old, you are best advised not to go there, precisely because many candidates actually do go there. The goal of your statement is to set you apart rather than to put you in a category with other applicants.

Revisit that moment when you were first certain that you wanted to be a doctor. Where were you? What were you doing? What were those around you doing? What aspect of the circumstances convinced you? If you address all these facts in your statement, such a passage can work for you.

2. ***"Immigrating to the United States was a great challenge."***

As an international student, almost anything that you can say about the immigration experience will come across to your reader as a cliché. That is why international students are well advised to completely avoid this topic in their medical school application essays. Your reader knows that as an international student, you have faced unique and in some cases seemingly insurmountable challenges. Saying nothing about those challenges is what can truly set you apart.

3. *“That’s when I knew I could make it in medical school.”*

The most important tone to avoid in your essay for medical school is a tone of overconfidence. The key is to achieve a tone which balances humility with enthusiasm.

You can achieve a tone of humility by offering a brief self-deprecating passage in your essay, and you can express your enthusiasm by showing it in action, in a situation in which you took initiative or developed a project well beyond its stated requirements.

4. *Underestimating the Importance of your Med School Essay*

Some of the best candidates for medical school have managed to achieve outstanding grades by developing term papers and research papers at the last minute in countless courses. What could be so different about an essay for medical school?

Your personal statement for medical school is not a term paper. It is not a research paper. It is a document that must set you apart, set the right tone, and convince your reader that you have unique qualities that will contribute to a medical program. Writing it at the last minute could ruin your chances.

5. *Neglecting to Polish and Proofread you Work*

This is another mistake often committed by some of the most qualified candidates. A typo or grammar irregularity in a term paper can be overlooked. A typo or grammar irregularity in your medical school application essay can sabotage your best interests and ruin your chances of admission.

Do you need help with editing 3+ essays?

Order our All in One package and get a comprehensive assessment that will help you to focus on essentials and improve all the parts of your documents. Our editor will point out the inconsistencies of your essays and will polish and improve their style and tone.


Letter of Recommendation for Med School

All About a Med School Letter of Recommendation: Structure & Tips

Learn about how a proper recommendation letter looks like, what it should have, and how many should get it when applying for medical school. Also, get to know tips for getting a superb letter of recommendation.

Med School Letter of Recommendation: Everything You Need to Know

If you want to bag that coveted spot at a top medical school, everything you do during your application period matters, and it includes your recommendation letters. Once you decide to cut your path in the medical field, expect to put in hard work. However, numerous hours of studying and going to class will prove worth it as becoming a doctor is among the most fulfilling careers in the globe. Though, before all these things happen, you must ensure that your application goes through. Here, you'll learn everything about one of the essential documents required in the medical school application — a recommendation letter.



The Proper Structure for a Medical School Letter of Recommendation

Before you request a letter of recommendation for medical school, you should first know what this paper is and why it matters. A letter of recommendation is a document written to endorse a specific candidate applying to medical college. Such a document should ideally recommend you as suited to pursue a career as a medical professional. Now that we have that out of the way, here's what the letter should include and what it should contain:

Contents of a Med School Letter of Recommendation

What should be included in this letter? A recommendation letter should have certain details. Otherwise, it would not serve the purpose intended. These are:

- ✔ The date it was drafted;
- ✔ The identity of the applicant being recommended and the relationship shared with the recommender;
- ✔ A little bit about the achievements of the prospective student to strengthen their candidacy;
- ✔ What the applicant can bring to the program;
- ✔ The applicant's standout attributes and qualifications;
- ✔ Why the applicant will succeed if accepted to the course.

The Right Format/Structure for the Recommendation Letter

First, it's good to keep in mind that the letter should be a single page. And it should be about three or four paragraphs. It should also be single-spaced, aligned to the left, and with a one-inch margin all around. Now, it should have the following sections:


Letterhead: this part should be present if the letter is to be sent in the mail or if the school requires one. A letterhead usually has the name, date, title, school's name, city, state, and contact info.

Introduction: the letter should open with the proper salutations and a few brief introductory sentences. This part should say who you are (the writer) and what you do (job title), who the applicant is, and how you know them.

Body: this section should have two or three paragraphs. The first two should show the relationship you have with the applicant, along with specific examples. Another should talk about the applicant's key characteristics that make him or her ideal for a career in health services.

Conclusion: it should finish with restating of the recommendation, a statement showing openness to further cooperation, name, and signature.

If you have been approached about writing this letter but have no idea where to begin, ensure you use a sample recommendation letter for medical school for guidance. You can browse through the plenty available online. A medical school recommendation letter sample will quickly tell you where to put any details.



How Many Letters of Recommendation for Medical School to Gather

Now, you don't want to send too few or too many letters. So, what is the magic number for med school letters of recommendation? First, go through the specific school's requirements to see if a precise number is mentioned. If not, stick to the standard accepted by most medical schools, which are three letters.

Tips to Get a Great Letter of Recommendation for Med School

You cannot get this letter unless you ask for one. So, be courageous enough to ask. Now, there are plenty of things you can do to ensure you get persuasive recommendation letters. Take a look:

- ✔ Nurture strong relationships with academic advisors, professors, faculty members, employers, etc. from the get-go;
- ✔ Pick who to ask wisely and do it in person. Select people who know you;
- ✔ Give the recommender ample time to draft the document;
- ✔ Don't ask to read the recommendation before it's sent;
- ✔ Share with the recommender what you are applying for as well as why you chose to go for medical college;
- ✔ Give your recommender the right instruments to craft a brilliant letter, like your resume and other application documents;
- ✔ Don't forget to follow up and thank the recommender for their gesture.

Final Thoughts

Letters of recommendation will definitely make your medical college application stronger. Pick the right recommenders. It is people who know you pretty well and can provide a proper depiction of your personality and abilities. If you're drafting this letter for someone, follow the right structure and consult an excellent medical school letter of recommendation sample.

CV/Resume for Med School

How to Write a Perfect Curriculum Vitae (CV) for Medical School

Medical school applicants need to craft excellent resumes to increase their chances of getting accepted. Learn the best tips for writing these papers here.

How to Write CV/ Resumes for Medical School

A medical student CV makes the initial point of contact between you, the applicant, and the institution you wish to join. Given this significance, it helps to craft a medical school resume that goes beyond simply providing your history, educational milestones, professional experience, and other necessary accomplishments. You ought to endeavor to craft a resume that paints you in the best light while, at the same time, standing out from other applications.

If you're already thinking of creating a CV and would like to get some help, well, this post is for you. Below, you will learn everything regarding how to create the desired resume for medical school.

Recommendations about Structure of a Resume

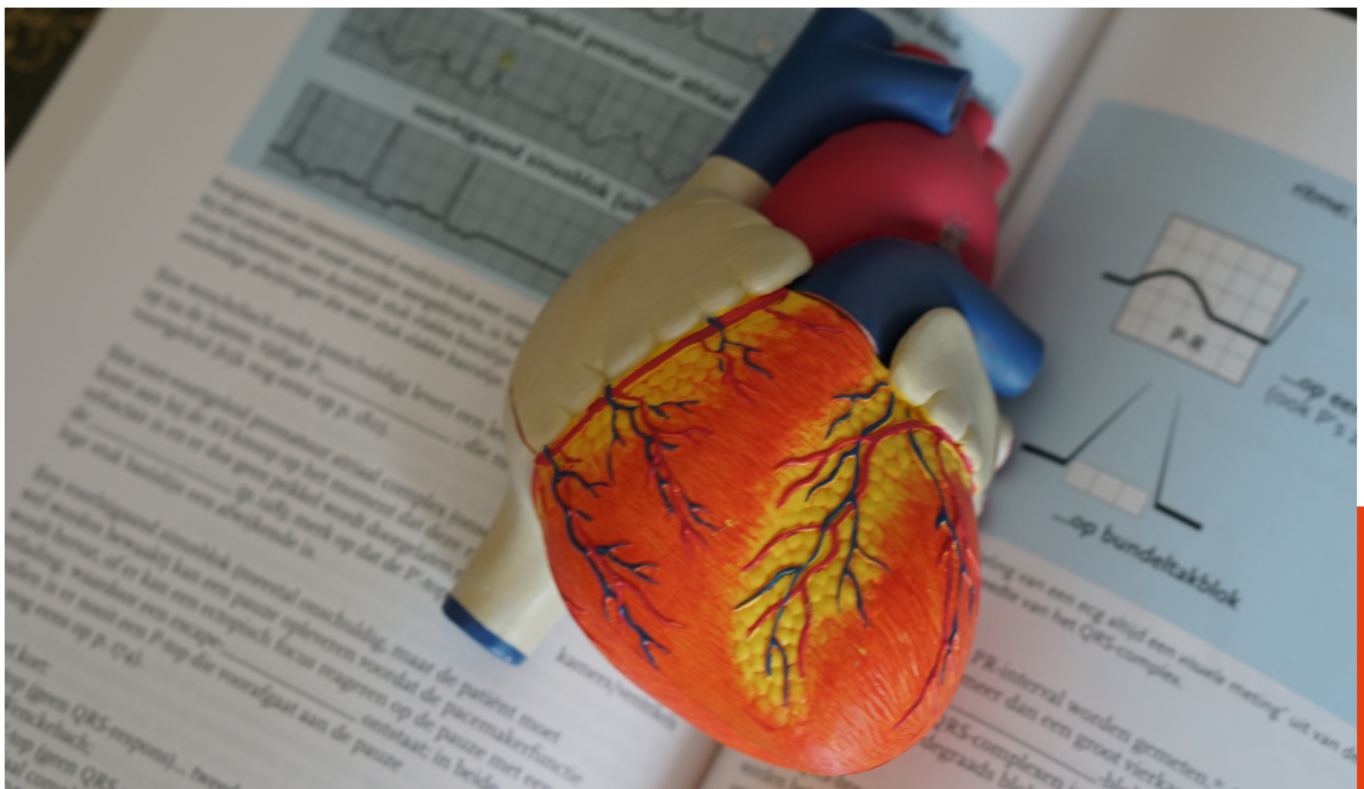
Before you do anything about the structure of your resume for med school, it is advisable to scrutinize the site of the institution you wish to join to see if there's any specifications on how you should write your paper. Most of the time, these guidelines are sufficient and will tell you about essential details such as the desired length, the parts you have to provide, and so forth.

Note, at all times, the institution's recommendations when it comes to the structure of a resume should be prioritized. Nonetheless, if the institution does not have any guidelines, below are some of the things to do to ensure that your medical school student resume has the proper structure.

- ✔ Adopt the reverse-chronological order, whereby, you first provide the latest educational qualification, occupation, or accomplishment, and then work back
- ✔ Sub-divide your CV into several parts to make it simple to follow through
- ✔ Utilize bullets to make your entries stand out
- ✔ Make good use of space, avoiding the cluttering of info in a specific part
- ✔ Utilize a legible and sizeable typeface to make reading easy.

Recommendations about that Content of a Resume

By skimming through a sample resume for medical school admission, you will know the right content to give in your paper. Most of the time, these are the essential segments you need to have in your CV for med school.



- ***Educational Info***

In this part, list your educational details, starting with the latest qualifications and then the rest. Some of the info you can provide includes your degree, major, minor, schooling institution, and more info, GPA, and so forth.

- ***Work-Related Experience***

Here, you have to provide all the info about your professional medical know-how. These details assist the panel in comprehending the level of your skill and knowledge. At all times, ensure that you separate part-time gigs from full-time occupations by putting them under the appropriate headings.

In this part, you can also include your volunteer gigs, internship, or community responsibilities.

- ***Professional Groups and Recognitions***

This part is reserved for info on any professional bodies that you have joined and are a recognized member. Honors from professionals, schooling, or other establishments should also be elaborated here.





- ***Publications and Presentations***

If you have any publications and presentations that have been recognized in the medical field, it is smart to include them in your CV. To ensure that the assessor can go through this section well, provide detailed bibliographic entries.

- ***References***

This info should be provided at the end of your resume. For every entry, write the name, role, address, email, and telephone details.

Other information you can include as content for your CV include:

-  Skills;
-  Relevant courses and certifications;
-  Administrative experience;
-  Appropriate extra-curricular undertakings.

Recommendations about the Tone of the Resume

This piece of writing is meant for formal purposes. For this reason, you should adopt a formal tone throughout the CV while being clear and concise. You should write your document in the active voice, and action verbs should be used when listing your capabilities. Do not use slang in your CV at any instant.

To get a better idea regarding the tone you need to adopt, take at any of the many medical school resume examples available online. This way, you will comprehend what you have to do when it comes to the voice of your paper.

Final Words

Writing a CV for medical school is not challenging, at least, not when you take the info you've seen here into consideration when you are required to write one. Ultimately, your intention should be to create a mistake-free resume that stands out and paints you in the best light.

Get Started at www.essayedge.com
and increase the chances of getting into the medical school of your dreams.



Legal service with
20+ years experience



Graduates
of the Ivy League



50,000+
Completed essays per year

What we offer:

Proofreading

from **\$69**

Best for applicants with a near-final essay looking for a quick polish.



48-hour turnaround or 24-hour rush option

Standard

from **\$149**

Combines proofreading with an expert critique. Best for applicants looking for guidance on content, structure and tone.



48-hour turnaround or 24-hour rush option

Premier

from **\$379**

Most comprehensive service with a brainstorming session, two phone conversations with an editor and guidance through the whole process of crafting an essay.



Approximately 2 week turnaround

All in One

from **\$199**

Excellent choice for applicants who are looking for editing of 3+ essays . The editor will point out the inconsistencies, repetitions, weaknesses and flaws of each document. The comprehensive assessment will help you to focus on essentials and improve your writing.



Approximately 1 week turnaround